

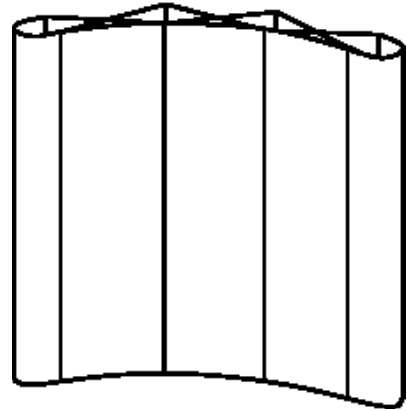
Design Specifications for Elite 2140/3X3

Actual size of display

2140mm high x 2450mm wide

We accept the following file types

- o Adobe Illustrator CS
- o Adobe Photoshop CS
- o Freehand 10
- o QuarkXPress 4.1
- o Logos as EPS or PDF
- o InDesign CS



Panel Sizes

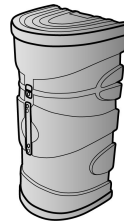
2100mm high x 640mm wide

3 straight front panels, 2 curved end panels
(Refer Page 2 for further information)

Counter Conversion Kit

870mm high x 1716mm wide

(Refer Page 3 for further information)



Setting up Artwork

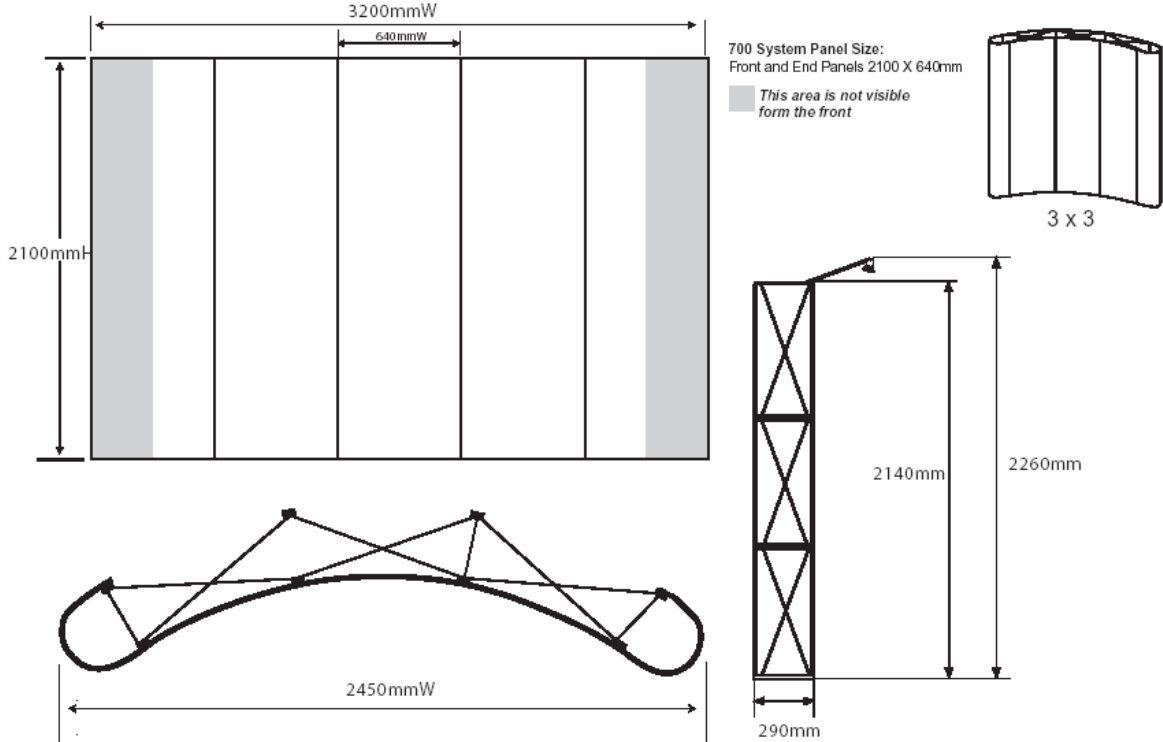
- o Note panel sizes as above
- o Set up file at 1/4 size of display
- o Set up art as one document, and include guides to indicate splits between panels where applicable
- o Allow bleeds of at least 5mm where required
- o Convert text to curves, or supply both screen and printer and fonts
- o Supply logos as vector art where possible, ie eps or pdf format
- o Supply photographic images at no less than 300dpi at 1/4 the final size
- o Convert scans to CMYK
- o Do not embed images that have been linked to file
- o Check artwork at full size for accuracy, hairs, scratches, excessive 'noise' and pixilation
- o Supply a hard-copy colour proof of the artwork with panel splits clearly indicated
- o Show any PMS or spot colours on the hard-copy proof

Helpful Hints

- o Avoid placing letters or people's faces across panel splits
- o Keep in mind that the side panels wrap-a-round, and therefore are not fully visible when viewed from the front

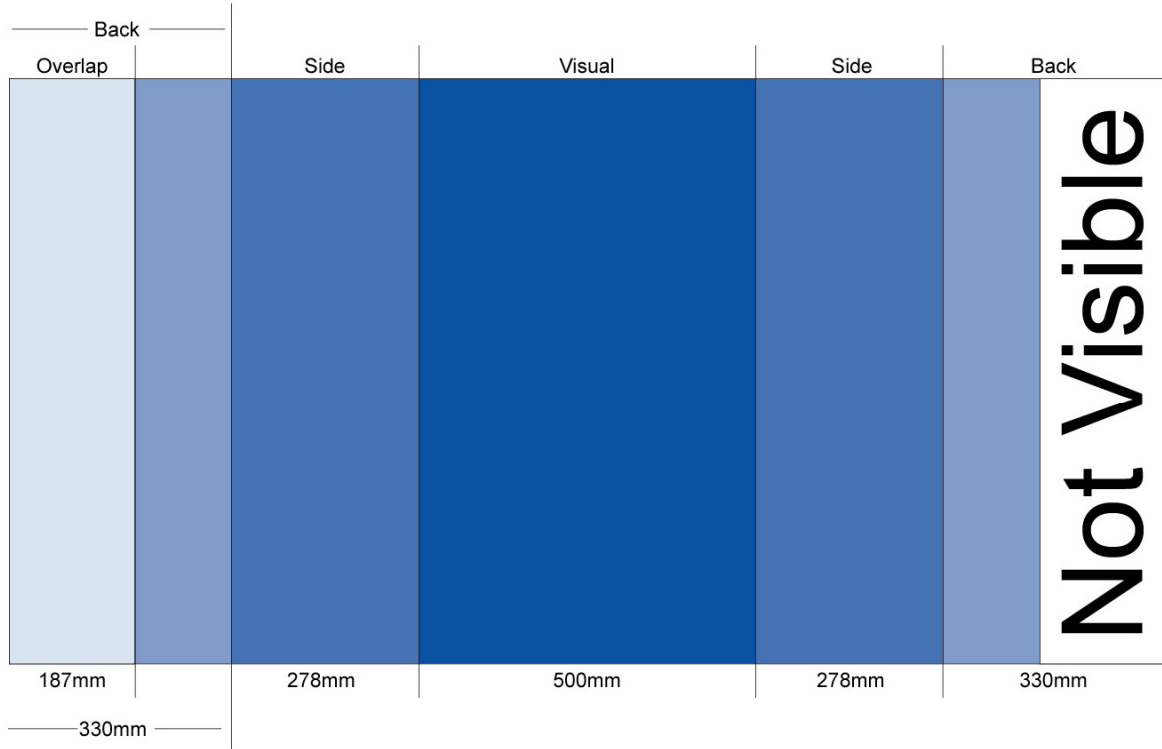
Design Specifications for Elite 2140/3X3

Panel sizes 2100mm high x 640mm wide (5 panels—3 straight, 2 curved)



Design Specifications for Counter Conversion Kit

870mm high x 1716mm wide



Total Width = 1716mm